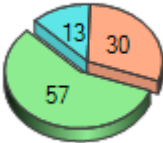
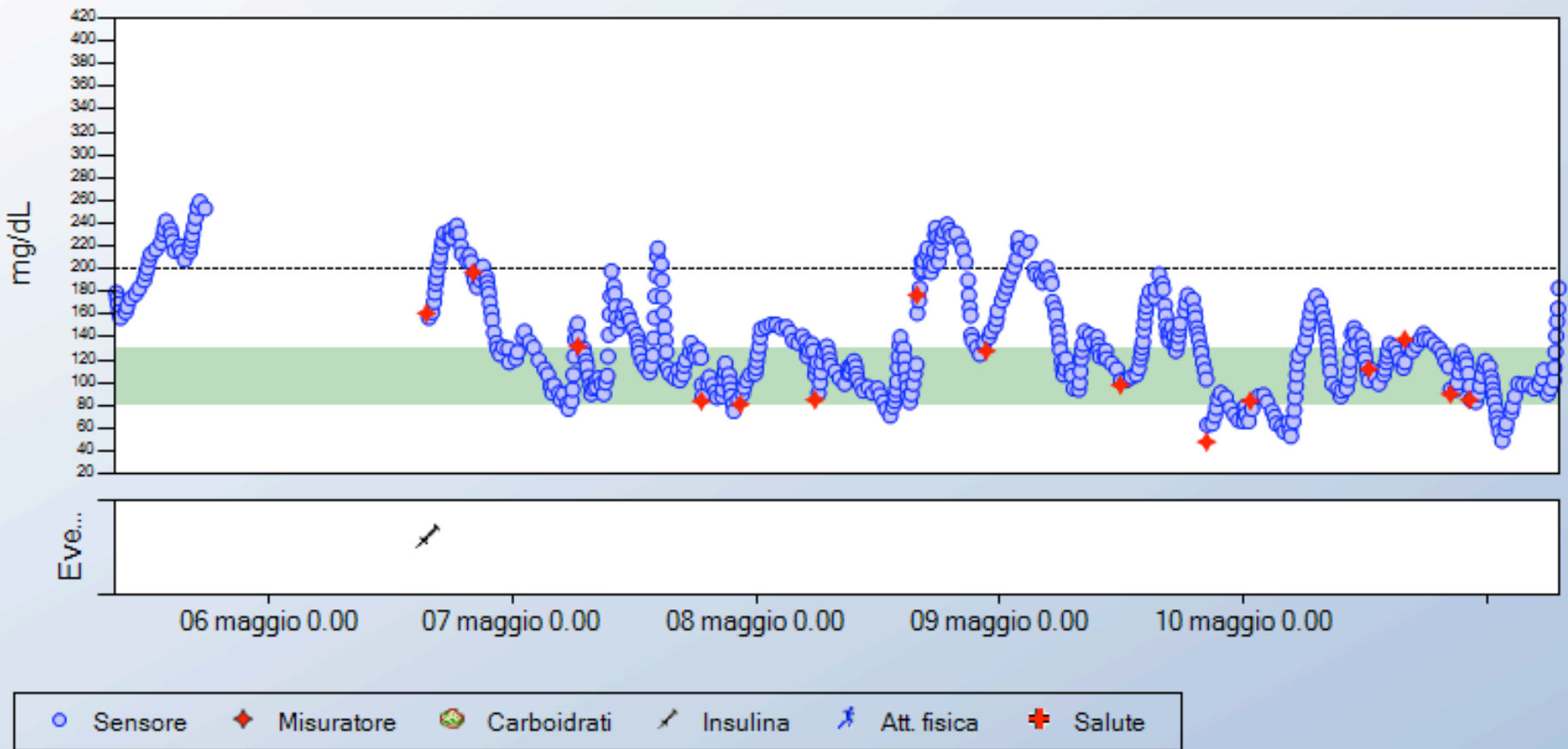


guerra, andrea [64197]

Con tutti giorni della sett. ## con glicemia Valori previsti (80- 130) ## Giorni totali calcolati: 1

Graf. valori previsti	Data	% valori previsti	% val. bassi	% val. alti	# di letture	Min	Media	Max	Dev. std	25%	Media na	75%	IQR	Dev. std stim.	ESM	%CV
	mar, 10/05/2011	57%	13%	30%	262	52	113	177	28	93	117	133	40	29	2	25%

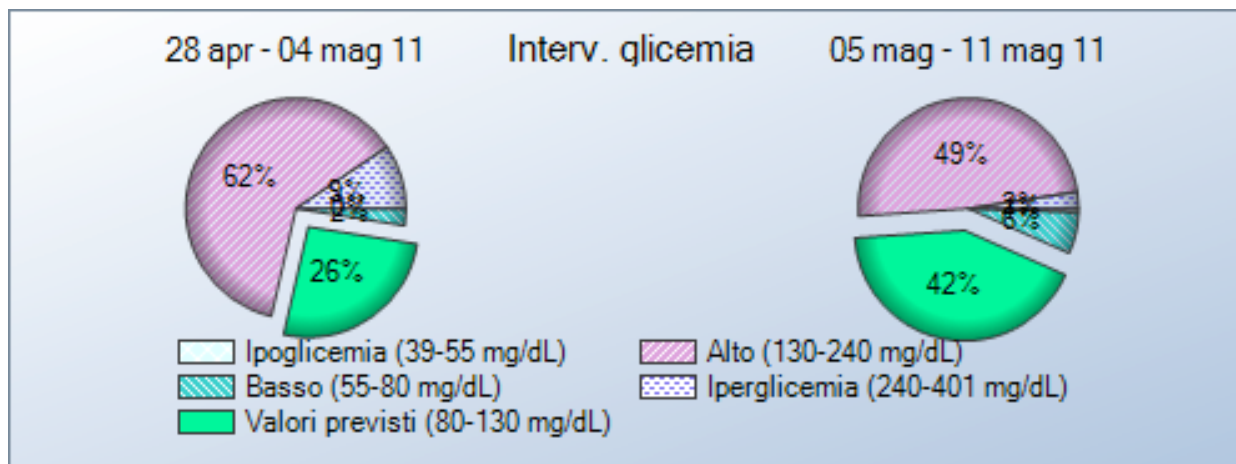
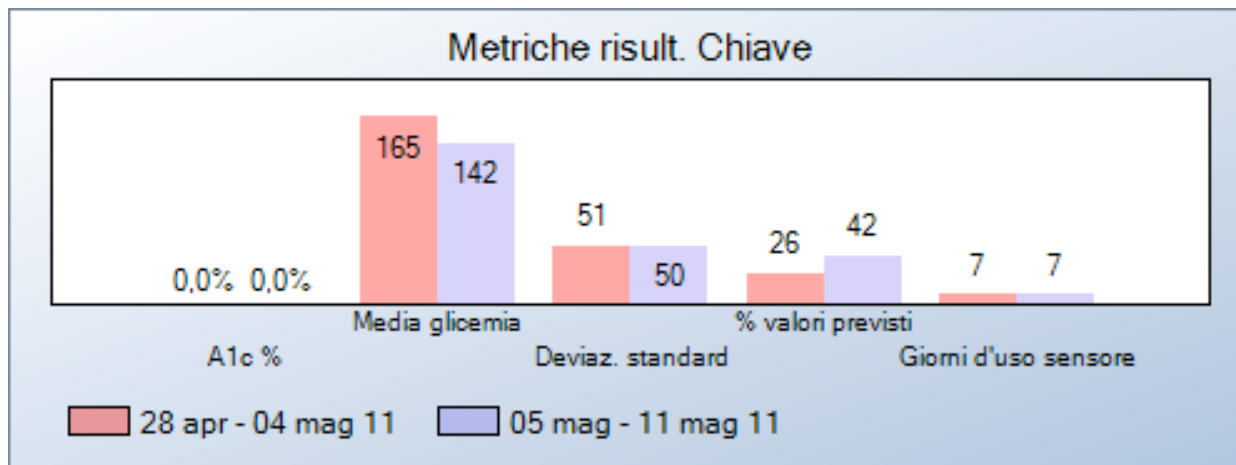
Trend glic. : guerra, andrea [64197]

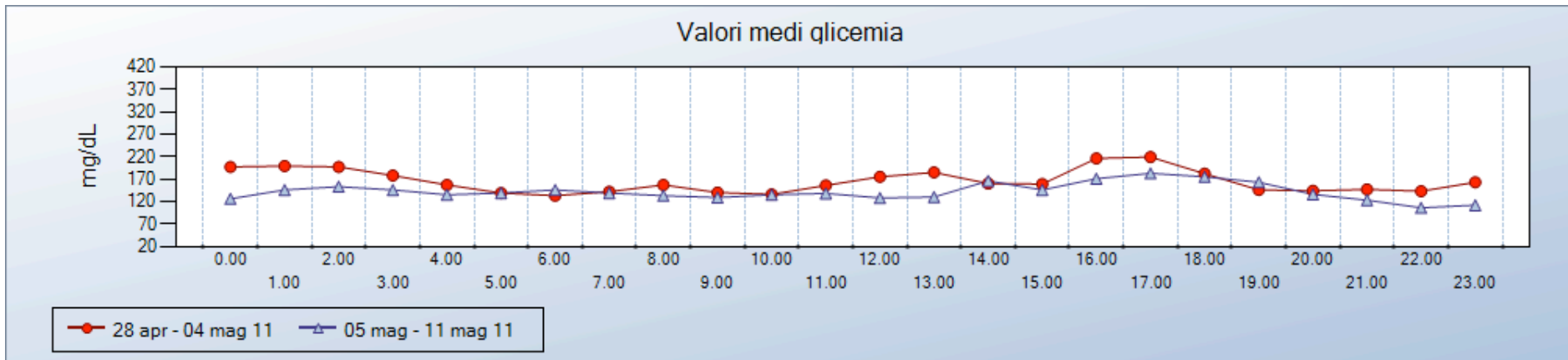


Report MySuccess™

	28 apr - 04 mag 11	05 mag - 11 mag 11	Modifica	
A1c %	0,0%	0,0%	N/A	
Media glicemia	165	142	-14%	😊
Deviaz. standard	51	50	-2%	😊
% in Ipoglicemia (39-55 mg/dL)	0	1	N/A	
% in Basso (55-80 mg/dL)	2	6	200%	⚠️
% in Valori previsti (80-130 mg/dL)	26	42	62%	😊
% in Alto (130-240 mg/dL)	62	49	-21%	😊
% in Iperglicemia (240-401 mg/dL)	9	2	-78%	😊
Giorni d'uso sensore	7	7	0%	😊

Commento:





	0	1	2	3	4	5	6	7	8	9	10	11
28 apr - 04 mag 11	197	199	197	178	157	139	133	142	157	140	136	156
05 mag - 11 mag 11	126	146	153	146	135	139	146	139	133	129	135	138

	12	13	14	15	16	17	18	19	20	21	22	23
28 apr - 04 mag 11	175	185	160	159	216	219	182	146	144	147	143	163
05 mag - 11 mag 11	128	130	166	146	171	183	175	163	136	123	106	112